

## Neo® Trim and Handicap Shower System (Valve not included)

### MODELS:

- SLV-1080-ADA: Includes VS-3010 2.5 GPM (9.5 L/min) Flow Rate Hand Held Shower
- SLV-1080-ADA-E175: Includes VS-3010-E175 1.75 GPM (6.6 L/min) Flow Rate Hand Held Shower

### FEATURES:


- CPT-1001: Shower Valve Trim
- S-2540: Shower Arm and Flange
- VS-3010 or VS-3010-E175: Hand Shower w/ 60 in. Hose
- VS-156: Pause/Trickle Adaptor
- VS-153-ADA: 24 in. ADA Slide Bar

### VALVE OPTIONS:

- CPV-PB: Pressure Balance Valve  
Sweat & Thread Connections
- CPV-PB-PXC: Pressure Balance Valve  
PEX F1807 Crimp Inlet Connections
- CPV-PB-PXE: Pressure Balance Valve  
PEX F1960 Cold-Expansion Inlet Connections
- CPV-T2: Thermostatic Valve  
Sweat & Thread Connections
- CPV-T2-PXC: Thermostatic Valve  
PEX F1807 Crimp Inlet Connections
- CPV-T2-PXE: Thermostatic Valve  
PEX F1960 Cold-Expansion Inlet Connections



### STOCK FINISHES:



PC BN

### STANDARDS:

- ASME A112.18.1/CSA B125.1 certified
- ADA compliant

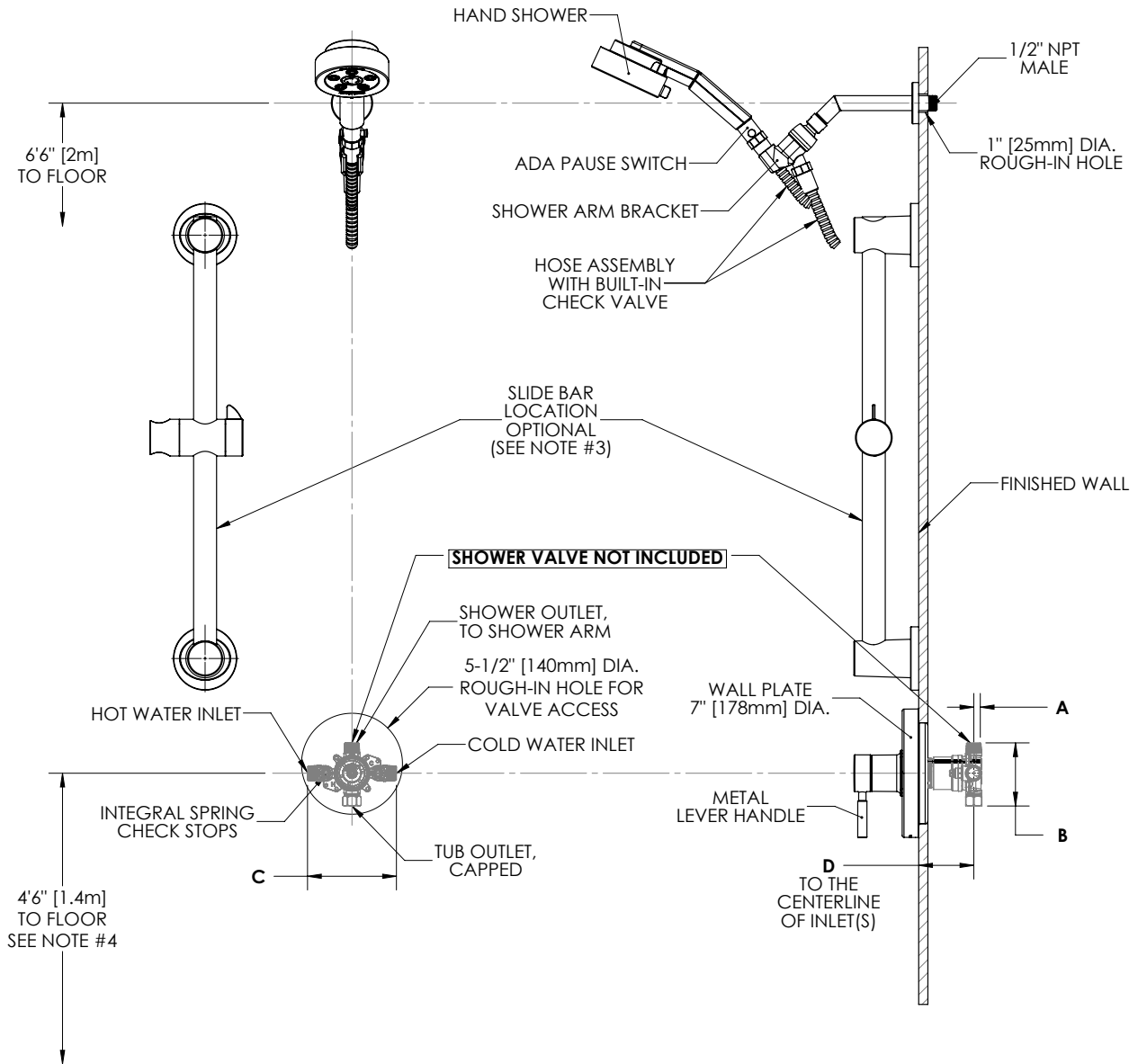
### WARRANTY:

Visit [www.speakman.com](http://www.speakman.com) for full product warranty information

- See [Speakman.com](http://Speakman.com) For Warranty Information

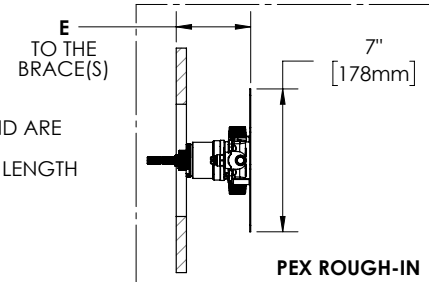
Information continues on next page

## Neo® Trim and Handicap Shower System (Valve not included)



**NOTES:**

1. ALL DIMENSIONS ARE IN INCHES [MILLIMETERS] UNLESS OTHERWISE SPECIFIED AND ARE SUBJECT TO CHANGE WITHOUT NOTICE.
2. THE LOCATION OF THE SLIDE BAR IS OPTIONAL, BUT RESTRICTED BY THE 60" HOSE LENGTH RUNNING FROM THE SHOWER ARM BRACKET TO THE HAND SHOWER.
3. FOR ADA MOUNTING LOCATIONS CONSULT ADAAG, ANSI A 117.1, OR STATE REGULATIONS.



DIMENSION	CPV-PB	CPV-T2	CPV-PB-PXC	CPV-PB-PXE	CPV-T2-PXC	CPV-T2-PXE
A	7/16" (11mm)	1/2" (12mm)	7/16" (11mm)	7/16" (11mm)	1/2" (12mm)	1/2" (12mm)
B	3-5/16" (84mm)	3-1/2" (89mm)	3-5/16" (84mm)	3-5/16" (84mm)	3-1/2" (89mm)	3-1/2" (89mm)
C	4-13/16" (123mm)	5-7/8" (150mm)	4-13/16" (123mm)	4-13/16" (123mm)	5-7/8" (150mm)	5-7/8" (150mm)
D	2-1/2" (63mm) MIN TO 3-1/2" (89mm) MAX					
E			3-1/8" (79mm) MIN TO 4-1/8" (105mm) MAX		3-3/16" (81mm) MIN TO 4-3/16" (106mm) MAX	